

PROGRAMMING

The following section defines the programmable components of Credit Card/400. It is intended for developers to demonstrate the BDS supplied examples and to explain BDS program interfaces. File layouts and error reporting and parameter layouts are also explained.

Overview

Credit Card/400 is contained on the AS/400 in libraries **BRODERICK** and **BDSDATA**, and in IFS directory **/BRODERICK/CCRD40**.

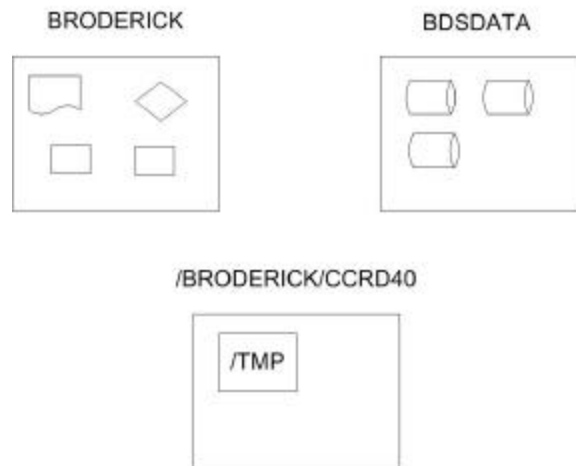


Figure 4-1 Libraries

Library **BRODERICK** contains program-type objects such as programs, printer files, display files and commands. It also contains source file **BCCSRC**, which contains the example program source described below. Library **BDSDATA** contains objects that contain user data such as data files and data areas. Directory **/BRODERICK/CCRD40** contains subdirectory **/TMP**, holding temporary IFS files.

User Options

Library **BRODERICK** contains source file **BCCSRC**, which contains the program source for the sample user menu and its options. Figure 4-2 shows the user menu and the programs called for the options.

CREDIT CARD/400™

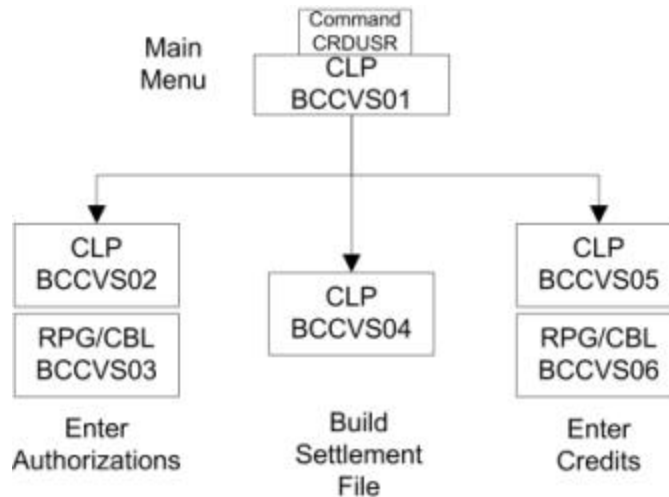


Figure 4-2 Credit Card/400 User Menu

Note: All objects in library **BRODERICK** are refreshed during the software update process. The developer should make a copy of **BCCSRC** in another library.

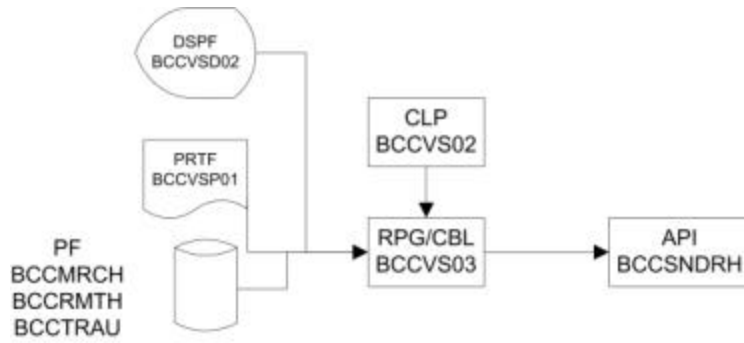
All programs have been created in library **BRODERICK** and can be executed as working examples. Figure 4-3 is a diagram showing the objects used by each option. Refer to the documentation contained in the source members for more information. A brief description of each option follows:

Enter Remote Host Transactions. Communicates with the Remote Gateway via the BDS **BCCSNDRH** API. Allows the user to enter Authorization Requests, Reversals, and Data Collection Batch File (Settlement) Requests. Displays the result from the Gateway.

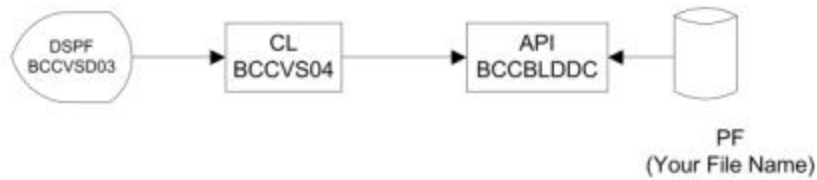
Build Data Collection Batch (Settlement) file. Calls the BDS **BCCBLDDC** API, which reads the Authorization Transaction file (**BCCTRAU**) and writes matching records to the user specified file. The user specified file can then be used for input for a DC Batch (Settlement) Request. This example simply collects the API's input data via a display file. It edits the user input and if OK calls the API.

Enter Data Collection Credit Trans Detail Records. Allows the user to build a Credit Transaction. Credit transactions do not need to be sent to the Remote Host as an Authorization Request (you're giving them money). They are included in the Settlement batch as a special detail record. This option builds a record in the Authorization Transaction file (**BCCTRAU**) so that the Credit can be built into the next DC Batch (Settlement) file.

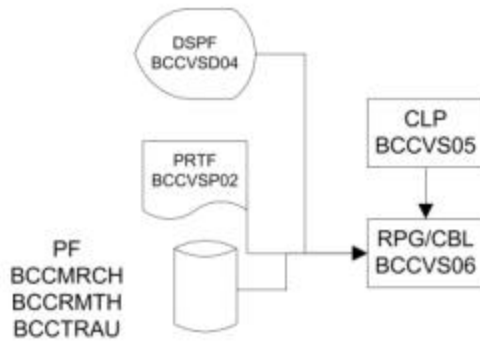
PROGRAMMING



Enter
Authorizations



Build DC Batch
(Settlement)
File



Enter Credits

Figure 4-3. User Menu Options

Record Format Layouts

CREDIT CARD/400™

Credit Card/400 moves large amounts of data in blocks. To simplify the definition, file record formats are defined for the blocks and can be copied into your programs. The files are located in library **BRODERICK**. Below is a description of the Record formats used. There are minor differences in the attributes of the fields in Credit Card/400 definitions and the Gateway definitions. For example Credit Card/400 defines the Customer Account Number and Expiration Date fields as separate, fixed length fields whereas the Gateways combine them into 1 variable length field with field separators.

Refer to the Gateway's documentation for a description of each field within the file. Fields that have special meaning to Credit Card/400 are defined below.

BCCAURQ Authorization Request Layout

AUMRCHPV: Specifies if Merchant Data fields (Name, Address, State) are built into the Authorization Request by the BDS Remote Host. 'Y'=Yes, "N"=No.

AUCVV2PV: Specifies if CVV2 Data fields (version and data) are built into the Authorization Request by the BDS Remote Host. 'Y'=Yes, "N"=No.

AUMOTOPV: Specifies if MOTO/ECI Data fields (version and Indicator) are built into the Authorization Request by the BDS Remote Host. 'Y'=Yes, "N"=No.

BCCAURV Authorization Reversal Layout

AVMRCHPV: Specifies if Merchant Data fields (Name, Address, State) are built into the Reversal Request by the BDS Remote Host. 'Y'=Yes, "N"=No.

AVMOTOPV: Specifies if MOTO/ECI Data fields (version and Indicator) are built into the Reversal Request by the BDS Remote Host. 'Y'=Yes, "N"=No.

BCCAUSN Authorization Response (Normal) Layout

ANCVV2PV: Specifies that CVV2 Data fields (RC) was received from the Gateway and placed into this record. 'Y'=Yes, "N"=No.

ANMOTOPV: Specifies that MOTO/ECI Data fields (Indicator) was received from the Gateway and placed into this record. 'Y'=Yes, "N"=No.

BCCDCBD Data Capture Detail Record - Base Group

BCCDCBD03 Data Capture Detail Record - Opt Group 3

Note: This "optional" format should always be provided.

BCCDCBD12 Data Capture Detail Record - Opt Group 12

PROGRAMMING

Note: This “optional” format should always be provided.

BCCDCBD22 Data Capture Detail Record - Opt Group 22

BCCDCBH Data Capture Header Record - Base Group

BCCDCBH1 Data Capture BDS Header Record

B1RCDTYP: Should always be a ‘1’ (one).

B1CRTJOB: Job/User/Number of the job that created the batch file.

B1CRTTS: The timestamp (YYYYMMDDHHMMSS) when the batch file was created.

B1RMTHST: The BDS Remote Host’s records contained in the batch file.

B1MRCHID: The BDS Merchant ID’s records contained in the batch file.

B1FRTS: The Specified From Timestamp range (YYYYMMDDHHMMSS) of the collected records.

B1TOTS: The Specified To Timestamp range (YYYYMMDDHHMMSS) of the collected records.

BCCDCBL Data Capture Line Item Record - Base Group

BCCDCBP Data Capture Parameter Record - Base Group

BCCDCBT Data Capture Trailer Record - Base Group

BCCDCRD Data Capture Response Record - Duplicate Batch

BCCDCRG Data Capture Response Record - Good Batch

BCCDCRR Data Capture Response Record - Rejected Batch

The format **DCBAT**, used to send a request to the Remote Host to start a settlement Batch transaction, is not encased in a file. The layout for Record Format **DCBAT** is:

Pos	Type	Len	Description
1	Char	10	DC Batch File Name
11	Char	10	DC Batch File Library
21	Char	10	DC Batch File Member